

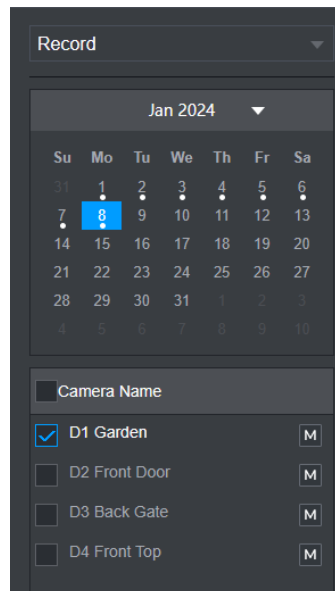
<b>PRODUCT:</b>	<b>Dahua Playback</b>
<b>ITEM CODE:</b>	

## Introduction


This guide has been formulated to assist with playback on Dahua recorder.

1. Right click, select Main menu and login.
2. Main menu > Search

Choose the date and camera number from the right hand side.



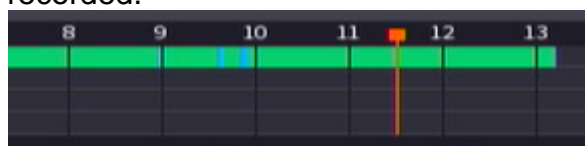
3. Choose which type of recording you wish to view from the bottom row.



4. Use the controls to Play, Stop, Fast Forward, Rewind the footage.



5. Time line will show Green for General recording and blue markers for any Intelligent Motion recorded.



PureTech Electrical Products Ltd. Telephone: +44 (0)2392 488300	Page 1 of 1 Issued By: Technical Dept
Approved By: Technical Manager	Date: 12/02/2024